

Centre No.						Paper Reference							Surname	Initial(s)
Candidate No.						6	6	6	4	/	0	1	Signature	

Paper Reference(s)

6664/01

Edexcel GCE

Core Mathematics C2

Advanced Subsidiary

Thursday 22 May 2014 – Morning

Time: 1 hour 30 minutes

Examiner's use only

--	--	--

Team Leader's use only

--	--	--

[illegible]

Materials required for examination

Mathematical Formulae (Pink)

Items included with question papers

Nil

Candidates may use any calculator allowed by the regulations of the Joint Council for Qualifications. Calculators must not have the facility for symbolic algebra manipulation or symbolic differentiation/integration, or have retrievable mathematical formulae stored in them.

Instructions to Candidates

In the boxes above, write your centre number, candidate number, your surname, initials and signature. Check that you have the correct question paper.

Answer ALL the questions.

You must write your answer for each question in the space following the question.

When a calculator is used, the answer should be given to an appropriate degree of accuracy.

Information for Candidates

A booklet 'Mathematical Formulae and Statistical Tables' is provided.

Full marks may be obtained for answers to ALL questions.

The marks for individual questions and the parts of questions are shown in round brackets: e.g. (2).

There are 10 questions in this question paper. The total mark for this paper is 75.

There are 36 pages in this question paper. Any blank pages are indicated.

Advice to Candidates

You must ensure that your answers to parts of questions are clearly labelled.

You should show sufficient working to make your methods clear to the Examiner.

Answers without working may not gain full credit.

This publication may be reproduced only in accordance with Pearson Education Ltd copyright policy.
©2014 Pearson Education Ltd

Printer's Log. No.

Printer's Log. No.
P43177A

W850/R6664/57570 5/5/5/1/



Turn over

PEARSON

1.

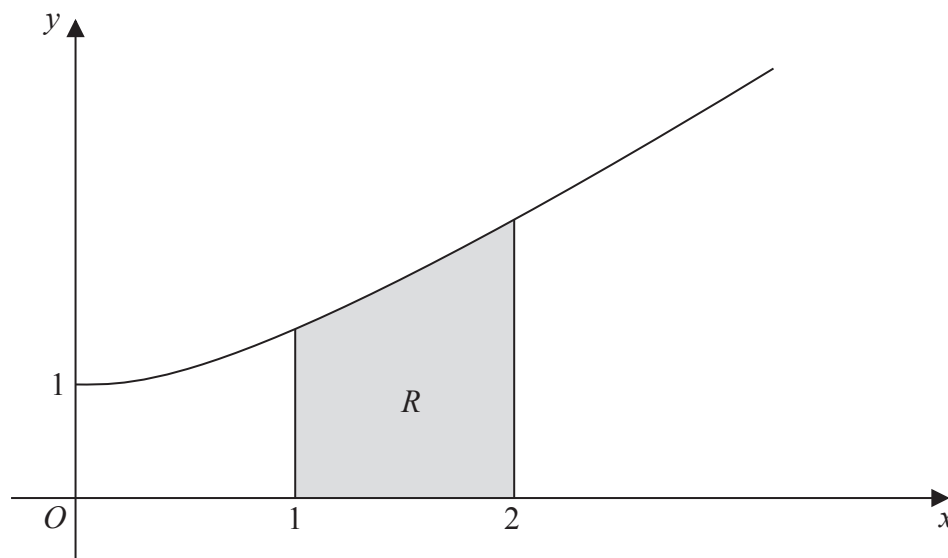


Figure 1

The finite region R , shown shaded in Figure 1, is bounded by the curve, the x -axis and the lines $x = 1$ and $x = 2$

The table below shows corresponding values for x and y for $y = \sqrt[3]{(x^2 + 1)}$.

x	1	1.25	1.5	1.75	2
y	1.414		1.803	2.016	2.236

- (a) Complete the table above, giving the missing value of y to 3 decimal places. (1)
- (b) Use the trapezium rule, with all the values of y in the completed table, to find an approximate value for the area of R , giving your answer to 2 decimal places. (4)



Q1

(Total 5 marks)



P 4 3 1 7 7 A 0 4 3 6

Q2

(Total 6 marks)



Leave
blank

- $$(2 - 3x)^6$$

giving each term in its simplest form.

(4)

- (b) Hence, or otherwise, find the first 3 terms, in ascending powers of x , of the expansion of

$$\left(1 + \frac{x}{2}\right)(2 - 3x)^6$$

(3)

[illegible]



Q3

1

(Total 7 marks)



Q4

(Total 5 marks)



5.

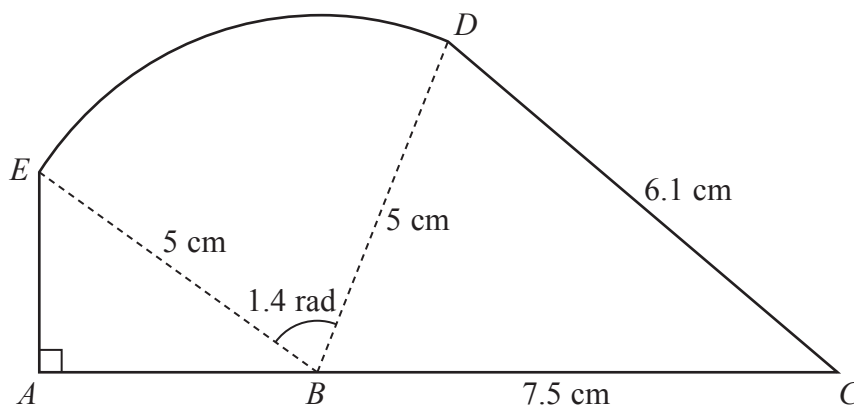


Figure 2

The points A , B and C lie on a straight line with $BC = 7.5$ cm.

Angle $EAB = \frac{\pi}{2}$ radians, angle $EBD = 1.4$ radians and $CD = 6.1$ cm.

- (a) Find, in cm^2 , the area of the sector BDE . (2)
- (b) Find the size of the angle DBC , giving your answer in radians to 3 decimal places. (2)
- (c) Find, in cm^2 , the area of the shape $ABCDEA$, giving your answer to 3 significant figures. (5)



[illegible]

This image shows a full page of blank, lined paper. It features approximately 28 horizontal grey lines spaced evenly apart, typical of standard notebook paper. The lines extend across the entire width of the page, leaving small margins at the top and bottom. There are no vertical lines, text, or other markings present.

101

6. The first term of a geometric series is 20 and the common ratio is $\frac{7}{8}$

(a) Find the value of S_∞

(2)

The sum to N terms of the series is S_N

(b) Find, to 1 decimal place, the value of S_{12}

(2)

(c) Find the smallest value of N , for which

$$S_\infty - S_N < 0.5$$

(4)



Leave
blank

Question 6 continued

Lined area for writing answers.



[illegible]

Leave
blank

(Total 8 marks)

Q6



Leave
blank

- $$9 \sin(\theta + 60^\circ) = 4$$

giving your answers to 1 decimal place.
You must show each step of your working.

(4)

- (ii) Solve, for $-\pi \leq x < \pi$, the equation

$$2 \tan x - 3 \sin x = 0$$

giving your answers to 2 decimal places where appropriate.

[Solutions based entirely on graphical or numerical methods are not acceptable.]

(5)





This image shows a full page of blank, lined paper. It features approximately 28 horizontal grey lines spaced evenly apart, typical of standard notebook paper. The lines extend across the entire width of the page, leaving small margins at the top and bottom. There are no vertical lines, text, or other markings present.

Leave
blank

(Total 9 marks)

Q7



8. (a) Sketch the graph of

$$y = 3^x, \quad x \in \mathbb{R}$$

showing the coordinates of any points at which the graph crosses the axes.

(2)

- (b) Use algebra to solve the equation

$$3^{2x} - 9(3^x) + 18 = 0$$

giving your answers to 2 decimal places where appropriate.

(5)





Leave
blank

Leave
blank

(Total 7 marks)

Q8



Leave
blank

Figure 3

- (b) find an equation for C . (2)



[illegible]

Leave
blank

This image shows a full page of blank, lined paper. It features approximately 28 horizontal blue or grey lines spaced evenly apart, typical of notebook paper. The lines extend across the entire width of the page, leaving small margins at the top and bottom. There are no vertical lines, text, or other markings on the page.



Leave
blank

(Total 5 marks)

Q9



10.

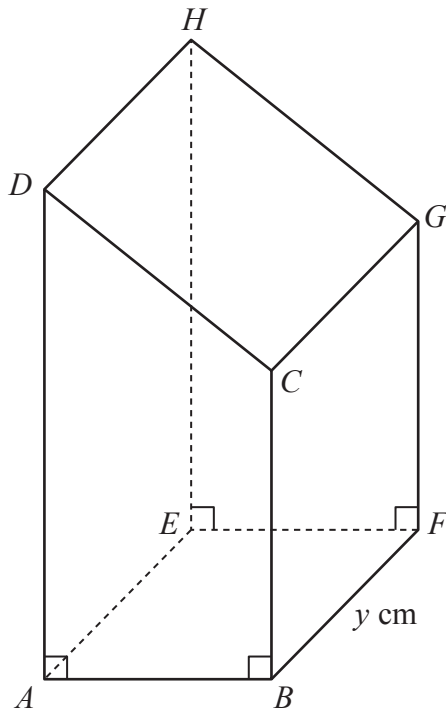


Figure 4

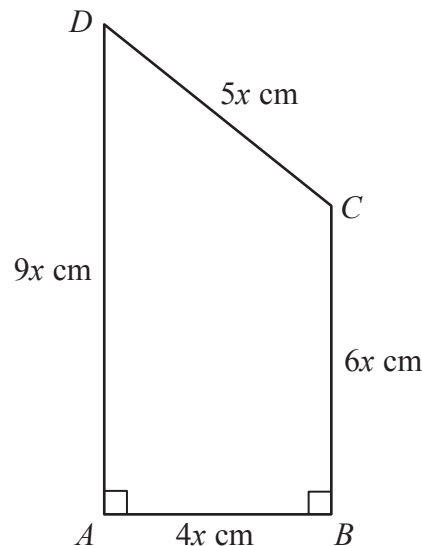


Figure 5

Figure 4 shows a closed letter box $ABFEH GCD$, which is made to be attached to a wall of a house.

The letter box is a right prism of length y cm as shown in Figure 4. The base $ABFE$ of the prism is a rectangle. The total surface area of the six faces of the prism is S cm².

The cross section $ABCD$ of the letter box is a trapezium with edges of lengths $DA = 9x$ cm, $AB = 4x$ cm, $BC = 6x$ cm and $CD = 5x$ cm as shown in Figure 5. The angle $DAB = 90^\circ$ and the angle $ABC = 90^\circ$.

The volume of the letter box is 9600 cm³.

(a) Show that

$$y = \frac{320}{x^2} \quad (2)$$

(b) Hence show that the surface area of the letter box, S cm², is given by

$$S = 60x^2 + \frac{7680}{x} \quad (4)$$

(c) Use calculus to find the minimum value of S .

(6)

(d) Justify, by further differentiation, that the value of S you have found is a minimum.

(2)





This image shows a full page of blank, lined paper. It features approximately 28 horizontal grey lines spaced evenly apart, typical of standard notebook paper. The lines extend across the entire width of the page, leaving small margins at the top and bottom. There are no vertical lines, text, or other markings present.

[illegible]

Leave
blank

Question 10 continued

Q10

(Total 14 marks)

TOTAL FOR PAPER: 75 MARKS

END

