

Centre No.						Paper Reference							Surname	Initial(s)	
Candidate No.						6	6	7	7	/	0	1	R	Signature	

Paper Reference(s)

**6677/01R**

# Edexcel GCE

# Mechanics M1

### Advanced/Advanced Subsidiary

## Friday 6 June 2014 – Afternoon

Time: 1 hour 30 minutes

Examiner's use only

--	--	--

Team Leader's use only

--	--	--

[illegible]

### Materials required for examination

---

Mathematical Formulae (Pink)

### Items included with question papers

Nil

**Candidates may use any calculator allowed by the regulations of the Joint Council for Qualifications. Calculators must not have the facility for symbolic algebra manipulation or symbolic differentiation/integration, or have retrievable mathematical formulae stored in them.**

### Instructions to Candidates

In the boxes above, write your centre number, candidate number, your surname, initials and signature. Check that you have the correct question paper.

Answer ALL the questions.

You must write your answer to each question in the space following the question.

Whenever a numerical value of  $g$  is required, take  $g = 9.8 \text{ m s}^{-2}$  and give your answer to either two significant figures or three significant figures.

When a calculator is used, the answer should be given to an appropriate degree of accuracy.

## Information for Candidates

A booklet 'Mathematical Formulae and Statistical Tables' is provided.

Full marks may be obtained for answers to ALL questions.

The marks for individual questions and the parts of questions are shown in round brackets: e.g. (2).

There are 7 questions in this question paper. The total mark for this paper is 75.

There are 28 pages in this question paper. Any blank pages are indicated.

## Advice to Candidates

---

You must ensure that your answers to parts of questions are clearly labelled.

You should show sufficient working to make your methods clear to the Examiner.

Answers without working may not gain full credit.

This publication may be reproduced only in accordance with Pearson Education Ltd copyright policy.  
©2014 Pearson Education Ltd

Printer's Log. No.

Printer's Log. No.  
**P43170A**

W850/R6677/57570 5/5/5/1/

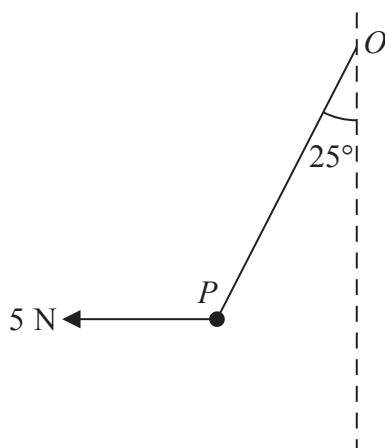


*Turn over*

PEARSON

Leave  
blank

**1.**



### Figure 1

A particle  $P$  of weight  $W$  newtons is attached to one end of a light inextensible string. The other end of the string is attached to a fixed point  $O$ . A horizontal force of magnitude 5 N is applied to  $P$ . The particle  $P$  is in equilibrium with the string taut and with  $OP$  making an angle of  $25^\circ$  to the downward vertical, as shown in Figure 1.

Find

- (a) the tension in the string, (3)
- (b) the value of  $W$ . (3)







Leave  
blank

## This image shows a full page of blank, lined paper. It features approximately 20 horizontal blue or grey lines spaced evenly apart, typical of notebook paper. The lines extend across the entire width of the page, leaving small margins at the top and bottom. There are no vertical lines, text, or other markings on the page.

**(Total 6 marks)**

Q1



2. Two forces  $(4\mathbf{i} - 2\mathbf{j})$  N and  $(2\mathbf{i} + q\mathbf{j})$  N act on a particle  $P$  of mass 1.5 kg. The resultant of these two forces is parallel to the vector  $(2\mathbf{i} + \mathbf{j})$ .

(4)

(b) Find the speed of  $P$  at time  $t = 2$  seconds.

(6)



Leave  
blank

[illegible]

**(Total 10 marks)**

## Q2



3. A car starts from rest and moves with constant acceleration along a straight horizontal road. The car reaches a speed of  $V \text{ m s}^{-1}$  in 20 seconds. It moves at constant speed  $V \text{ m s}^{-1}$  for the next 30 seconds, then moves with constant deceleration  $\frac{1}{2} \text{ m s}^{-2}$  until it has speed  $8 \text{ m s}^{-1}$ . It moves at speed  $8 \text{ m s}^{-1}$  for the next 15 seconds and then moves with constant deceleration  $\frac{1}{3} \text{ m s}^{-2}$  until it comes to rest.

(a) Sketch, in the space below, a speed-time graph for this journey.

(3)

In the first 20 seconds of this journey the car travels 140 m.

Find

(b) the value of  $V$ ,

(2)

(c) the total time for this journey,

(4)

(d) the total distance travelled by the car.

(4)







Leave  
blank

Leave  
blank

## This image shows a full page of blank, lined paper. It features approximately 28 horizontal grey lines spaced evenly apart, typical of standard notebook paper. The lines extend across the entire width of the page, leaving small margins at the top and bottom. There are no vertical lines, text, or other markings present.

**(Total 13 marks)**

### Q3



4. At time  $t = 0$ , a particle is projected vertically upwards with speed  $u$  from a point  $A$ . The particle moves freely under gravity. At time  $T$  the particle is at its maximum height  $H$  above  $A$ .

- (2)

- (2)

(c) Find, in terms of  $T$ , the total time from the instant of projection to the instant when the particle hits the ground.

(4)





Leave  
blank

Leave  
blank

[illegible]

**(Total 8 marks)**

Q4



Leave  
blank

### Figure 2

(a) Show that the tension in the string immediately after the particles are released is  $\frac{12}{5}mg$ .

(6)

(b) Find the distance travelled by  $A$  between the instant when  $B$  strikes the plane and the instant when the string next becomes taut.

(6)

(c) find the magnitude of the impulse on  $B$  due to the impact with the plane.

(2)





Leave  
blank

## This image shows a single sheet of white paper with horizontal ruling lines. The lines are evenly spaced and run across the width of the page. There are no margins, text, or other markings on the paper.





Leave  
blank

## This image shows a full page of blank, lined paper. It features approximately 20 horizontal grey lines spaced evenly apart, typical of notebook paper. The lines extend across the entire width of the page, leaving small margins at the top and bottom. There are no vertical lines or other markings present.

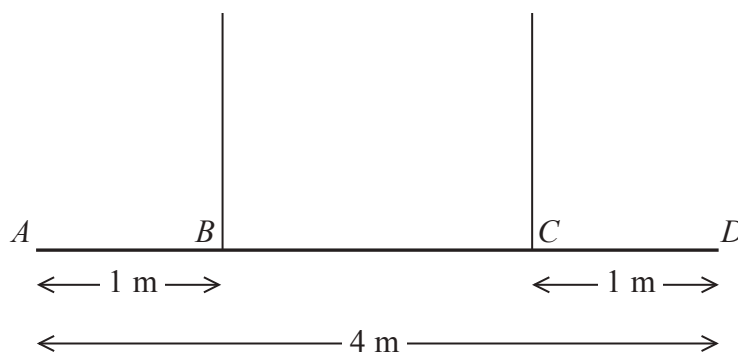
**(Total 14 marks)**

**Q5**



Leave  
blank

6.



### Figure 3

A non-uniform beam  $AD$  has weight  $W$  newtons and length 4 m. It is held in equilibrium in a horizontal position by two vertical ropes attached to the beam. The ropes are attached to two points  $B$  and  $C$  on the beam, where  $AB = 1$  m and  $CD = 1$  m, as shown in Figure 3. The tension in the rope attached to  $C$  is double the tension in the rope attached to  $B$ . The beam is modelled as a rod and the ropes are modelled as light inextensible strings.

- (a) Find the distance of the centre of mass of the beam from  $A$ .

(6)

A small load of weight  $kW$  newtons is attached to the beam at  $D$ . The beam remains in equilibrium in a horizontal position. The load is modelled as a particle.

Find

- (b) an expression for the tension in the rope attached to  $B$ , giving your answer in terms of  $k$  and  $W$ ,

(3)

- (c) the set of possible values of  $k$  for which both ropes remain taut.

(2)

[illegible]



Leave  
blank

Leave  
blank

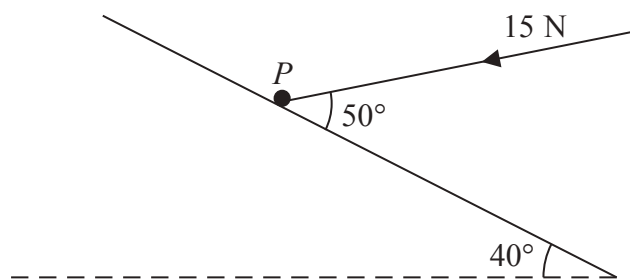
[illegible]

**(Total 11 marks)**

**Q6**



7.



### Figure 4

Find

- (b) the coefficient of friction between  $P$  and the plane.

The force of magnitude 15 N is removed.

- (c) Determine whether  $P$  moves, justifying your answer. (4)







Leave  
blank



Leave  
blank

**(Total 13 marks)**

**TOTAL FOR PAPER: 75 MARKS**

END

**Q7**

